

VIRGINIA TECH BASEBALL RECORD BOOK

Conference History

SOUTHERN CONFERENCE (Charter member - 1921-1965)

All-Conference: 1952 - First Team: Tom Bryant, of; **1954** - First Team: Bobby Scruggs, ss; Leo Burke, of; Howie Wright, c; Jim Beard, p; **1955** - First Team: Bobby Scruggs, ss; Leo Burke, of; Howie Wright, c; Grover Jones, p; **1956** - First Team: Leo Burke, of; Second Team: Welford Lucy, 1b; Jimmy Clarke, 2b; **1957** - Second Team: Dave Kuhn, of; Bobby Wolfenden, of; **1958**, First Team: Dave Kuhn, of; **1959** - Second Team: Jimmy Graves, 3b; Dickie Snead, of; Travis Poole, of; **1960** - First Team: Dickie Snead, of; Second Team: Jimmy Graves, p; **1961** - First Team: Eddie Hite, 2b; Lee Melear, p; **1962** - Second Team: Eddie Hite, 2b; Lee Melear, p; Sam Jenkins, p; **1963** - First Team: Tom Green, of; Dave Blake, of; Lee Melear, p; Second Team: Larry Lawson, c; **1965** - Second Team: M.H. Herndon, of. *Virginia Tech withdrew to become an independent after the 1965 season.*

METRO CONFERENCE (1979-1995)

All-Conference: 1979 - First Team: Dave Grier, p; Harold Williams, 1b; **1980** - First Team: Mike Rhodes, p; Jay Phillips, 3b; Second Team: Franklin Stubbs, 1b; Joe Mitchell, of; **1981** - First Team: Paul Levy, p; Franklin Stubbs, 1b; Brian Rupe, of; Andy Aldrich, dh; **1982** - First Team: Ray Perkins, p; Jim Stewart, 3b; Brian Rupe, of; Franklin Stubbs, 1b; Mark Krynitsky, c; **1983** - First Team: Rick Knapp, p; Tim Buheller, of; **1984** - First Team: Billy Plante, 3b; Bean Stringfellow, p; HM: Shaun Sullivan, of; Budgie Clark, 2b; John Bowler, dh; **1985** - First Team: Shaun Sullivan, of; Tim Buheller, of; Chuck Boyle, utl; Billy Plante, 3b; George Canale, 1b; Bean Stringfellow, p; **1986** - First Team: George Canale, 1b; Trey McCoy 3b; Tim Buheller, cf; Doug Basse, of; David Potts, p; **1987** - First Team: Brad DuVall, p; Trey McCoy, of; Casey Waller, 3b; **1988** - First Team: Brad DuVall, p; Len Wentz, 2b; Trey McCoy, of; Mike Conte, of; Randy Berlin, dh; **1989** - First Team: Mike Williams, p; Len Wentz, 2b; Casey Waller, 3b; Mike Conte, of; Craig Blum, utl; **1990** - First Team: Len Wentz, 3b; Rod Emmons, of; Second Team: Mike Williams, p; **1991** - First Team: Martin Agee, 2b; David Dallas, ss; Les Jennette, utl; Second Team: Steve Render, of; **1992** - First Team: David Dallas, 2b; Les Jennette, dh; Steve Render, of; Second Team: Brad Clontz, p; J. R. Hawkins, of; **1993** - First Team: J.R. Hawkins, of; Second Team: Dee Dalton, ss; Bo Durkac, 3b; **1994** - First Team: Bo Durkac, 3b; Second Team: Charlie Gillian, p; **1995** - First Team: Mike Terhune, 2b; Bo Durkac, 3b; Kevin Barker, of; Second Team: Charlie Gillian, p; Josh Herman, c.

All-Tournament: 1979 - Dave Richardson, of; **1980** - Jim Stewart, of; **1981** - Franklin Stubbs, 1b; Andy Aldrich, dh; **1982** - Jim Stewart, 3b; Jimmy Foit, ss; Mark Krynitsky, c; **1983** - Budgie Clark, 2b; **1984** - Billy Plante, 3b; George Canale, dh; Rodney Brooks, p; **1985** - Chuck Boyle, c; Peery Agee, dh; Dell Curry, p; **1987** - Alan El-Amin, of; Brian Henderson, ss; Joe Vieni, c; **1989** - Mike Conte, of; **1990** - Len Wentz, 3b; **1992** - Mike Reedy, of; Denny Hedspeth, c; **1994** - Brian Fitzgerald (MVP), p; Josh Herman, dh; **1995**, Brian Fitzgerald, p; Kevin Barker, of.

ATLANTIC 10 CONFERENCE (1996-2000)

All-Conference: 1996 - First Team: Kevin Barker, of (Player of the Year); Second Team: Josh Herman, c; Sean Hummel, p; **1997** - First Team: Kevin Kurilla, ss; Denny Wagner, p; Second Team: Matt Griswold, of; **1998** - First Team: Matt Griswold, of (Player of the Year); Second Team: Addison Bowman, 3b; Barry Gauch, c; Eric Shiflett, of; Jon Hand, p; **1999** - First Team: Barry Gauch, c; Matt Griswold, of; Second Team: Larry Bowles, p/1b; Jason Bush, p (Rookie of the Year); **2000** - First Team: Jed English, dh; Joe Saunders, p; Second Team: Addison Bowman, of.

All-Tournament: 1996 - Jon Hand, p; Brian Fitzgerald, p; Austin Rappé, of; Josh Herman, c; **1997** - Barry Gauch, c (MVP); Randy Martin, 2b; Kevin Kurilla, ss; Matt Griswold, of; Denny Wagner, p; **1998** - Randy Martin, 2b; Jon Hand, p; Barry Gauch, c; **1999** - Larry Bowles, p/1b (MVP); Barry Gauch, c; Addison Bowman, ss; John West, 3b; Matt Griswold, of; Pat Pinkman, p; **2000** - Addison Bowman, of (MVP); Chad Foutz, 3b; Jed English, c/dh; Jason Bush, p.

BIG EAST CONFERENCE (2001-2004)

All-Conference: 2001 - Second Team: John West, 1b; Addison Bowman, 3b; Brad Bauder, of; Joe Saunders, p; Third Team: Spencer Harris, ss; **2002** - First Team: Marc Tugwell, 2b; Spencer Harris, ss; John West, 3b; Joe Saunders, p; Third Team: Brad Bauder, of; Wyatt Toregas, utl; **2003** - First Team: Marc Tugwell, 2b (Co-Player of the Year); Chris Stanton, 3b; Wyatt Toregas, c; Matt Dalton, p; Third Team: Spencer Harris, ss; **2004** - First Team: Sean O'Brien, 1b; Second Team: Chris Stanton, 3b; Josh Biber, p; Third Team: Warren Schaeffer, ss.

ATLANTIC COAST CONFERENCE (2005-PRESENT)

All-Conference: 2009 - Second Team: Steve Domecus, of; **2010** - First Team: Austin Wates, of; Second Team: Steve Domecus, c; Ben Rowen, rp; Justin Wright, sp; **2011** - First Team: Andrew Rash, of; **2012** - Second Team: Mark Zagunis, c; **2013** - First Team: Chad Pinder, 3b; Tyler Horan, of; **2014** - Second Team: Mark Zagunis, c. **2015** - First Team: Brendon Hayden, 1b; Third Team: Saige Jenco, of. **2017** - Second Team: Sam Fragale, 1b; Tom Stoffel, of; Third Team: Jack Owens, 2b. **2018** - Freshman Team: Ian Seymour, sp.

All-Tournament: 2010 - Steve Domecus, c; Austin Wates, of; Justin Wright, p; **2013** - Chad Pinder, ss; Mark Zagunis, of.

CONFERENCE CHAMPIONSHIPS:

1954 - Southern Conference (RS); **1981** - Metro Conference (RS); **1994** - Metro Conference (T); **1995** - Metro Conference (co-RS); **1996** - Atlantic 10 (RS-WD); **1997** - Atlantic 10 (T); **1999** - Atlantic 10 (RS-WD & T); **2000** - Atlantic 10 (RS-WD & T); **2002** - BIG EAST (co-RS).

* - RS = Regular season; T = Tournament; WD = Western Division.

NCAA Tournament History (9-20 overall)

1954 - District 3 Region

Home-and-home regional

aW	11-10	Clemson
hW	7-1	Clemson

Winter Park, Fla. (Super Regional)

aL	0-3	Rollins
aL	3-9	Rollins

1969 - District 3 Region in Gastonia, N.C.

nL	6-7	Mississippi (10)
nW	6-3	Furman
nL	1-5	North Carolina

1976 - Atlantic Regional in Columbia, S.C.

aL	6-7	South Carolina (10)
nL	4-5	Furman

1977 - Midwest Regional in Minneapolis, Minn.

nL	1-2	Central Michigan
nL	4-9	Florida

1994 - East Regional in Clemson, S.C.

nL	0-7	Auburn
nL	3-4	The Citadel

1997 - South II Regional in Tuscaloosa, Ala.

nW	3-2	Southern California
nL	6-12	NC State
nL	2-6	Southern California

1999 - Winston-Salem, N.C. Regional

nL	3-5	Richmond
nW	11-5	Siena
nL	8-11	Richmond

2000 - Fullerton, Calif. Regional

nL	3-8	Southern California
aL	6-8	Cal State Fullerton

2010 - Columbia, S.C. Regional

nL	2-7	The Citadel
nW	16-7	Bucknell
nW	4-3	The Citadel
aL	2-10	South Carolina

2013 - Blacksburg, Va. Regional

hL	2-5	Connecticut
hW	9-1	Coastal Carolina
hW	3-1	Connecticut
hL	4-10	Oklahoma

VIRGINIA TECH BASEBALL RECORD BOOK

Year-by-Year Records, Coaches and Captains

Year	W-	L-	T	Pct.	Coach	Captain(s)	Year	W-	L-	T	Pct.	Coach	Captain(s)	
1892	2-	0-	0	.000			1968	17-	9-	1	.649	G.F. Laird	Dean Hahn, Bob Elwell	
1893	0-	1-	0	.000			1969	27-	7-	0	.794	G.F. Laird	Dean Hahn, Bob Elwell	
1894	NO TEAM							1970	15-	11-	0	.577	G.F. Laird	
1895	3-	2-	0	.600	J. McJames	T.E. Dashiell	1971	16-	10-	0	.615	G.F. Laird	Wayne Javins	
1896	3-	8-	0	.273	R.S. Wilkins	W.H. Rasche	1972	15-	11-	0	.577	G.F. Laird	John Van Arnhem	
1897	9-	5-	0	.643	Lipep	E.H. Herbert	1973	15-	10-	0	.600	G.F. Laird	Howard Thomas	
1898	3-	3-	0	.500		R.S. Wilkins	1974	15-	15-	0	.500	Bob Humphreys		
1899	NO TEAM							1975	26-	10-	0	.722	Bob Humphreys	
1900	6-	5-	0	.546	Dr. A.B. Morrison	W.F. Bell	1976	33-	9-	0	.786	Bob Humphreys		
1901	5-	3-	0	.625	Dr. A.B. Morrison	J.D. Burrall, H. Carpenter	1977	34-	9-	0	.791	Bob Humphreys		
1902	4-	2-	0	.667		C.H. Carpenter	1978	27-	17-	0	.614	Bob Humphreys		
1903	8-	4-	0	.667	Orth	J.F. Ware, C.P. Miles	1979	28-	14-	0	.667	Chuck Hartman	Scott Atkins, Steve Dodd	
1904	6-	5-	0	.546	R.R. Brown	W.C. Walsh	1980	30-	18-	0	.625	Chuck Hartman	Chip Smith, Mike Preisser, Andy Aldrich	
1905	6-	5-	0	.546	Dr. Knox	R.B. Tinsley, S.H. Lee						Andy Aldrich, Paul Levy, Mark Krynskiy		
1906	5-	3-	0	.625	S.S. Eckerstone	E.S. Sheppard	1981	48-	9-	0	.842	Chuck Hartman	Mark Krynskiy	
1907	5-	8-	0	.385	S.S. Eckerstone		1982	50-	9-	0	.847	Chuck Hartman	Wayne King, John Patton	
1908	3-	4-	1	.437	C.P. Miles	E.S. Sheppard	1983	34-	14-	0	.708	Chuck Hartman	Todd Trickey, Chuck Boyle	
1909	11-	6-	0	.647	R.M. Brown	A.D. Austin	1984	41-	17-	0	.707	Chuck Hartman	Chuck Boyle	
1910	10-	7-	0	.588	Branch Bocoock	T.P. Hicks	1985	50-	16-	1	.754	Chuck Hartman	George Canale, Joe Vieni	
1911	13-	7-	1	.619	Branch Bocoock	Richard Fuqua	1986	38-	21-	0	.644	Chuck Hartman	Joe Vieni, Jon Hartness, Greg Mance	
1912	9-	9-	0	.500	L.W. Reiss	F.H. Legge	1987	32-	16-	1	.663	Chuck Hartman	Alan El-Amin, Jimmy Hunt	
1913	3-	3-	0	.500	C.P. Miles	P.R. Evans	1988	40-	20-	0	.667	Chuck Hartman	Mike Conte, Len Wentz	
1914	15-	4-	1	.775	Branch Bocoock	Albert L. Jones, Jr.	1989	35-	22-	0	.614	Chuck Hartman	Len Wentz, Mike Williams	
1915	21-	0-	0	1.000	R.B. Prince	F.W. Bruce	1990	36-	22-	0	.621	Chuck Hartman	Tim Fenn, Shaun Thomas	
1916	11-	5-	0	.688	W.G. Breintenstein	E.K. Bibb	1991	24-	30-	0	.444	Chuck Hartman	Steve Render, David Dallas	
1917	9-	1-	0	.900	W.G. Breintenstein	L.M. Gaines	1992	34-	17-	1	.663	Chuck Hartman	J.R. Hawkins, Mike Reedy, Justin Dobson	
1918	8-	4-	0	.667	Charles A. Bernier	J.E. Old	1993	34-	15-	0	.694	Chuck Hartman	Justin Dobson, Denny Hedspeth	
1919	12-	13-	0	.480	Charles A. Bernier	Charles Whitmore	1994	32-	26-	0	.552	Chuck Hartman	Bo Durkac, Braxton Bell	
1920	16-	6-	0	.727	Charles A. Bernier	P.C. Brooks	1995	34-	24-	0	.586	Chuck Hartman	Josh Herman, Sean Hummel	
1921	17-	9-	1	.648	W.L. Younger	R.W. Harvey	1996	35-	24-	0	.593	Chuck Hartman	Kevin Kurilla, Kris Turberville	
1922	7-	10-	2	.400	W.L. Younger	J.G. Wallace	1997	34-	28-	0	.548	Chuck Hartman	Jon Hand, Matt Lichtel, Barry Gauch	
1923	7-	8-	0	.467	W.L. Younger	D.H. Rutherford	1998	28-	22-	2	.558	Chuck Hartman	Randy Martin, Barry Gauch, Eric Shiflett	
1924	10-	6-	1	.617	George S. Kircher	D.H. Rutherford	1999	42-	17-	0	.712	Chuck Hartman	Gray Hodges, Christian Simmers	
1925	7-	10-	1	.417	George S. Kircher	C.G. Thomas, Jr.	2000	34-	25-	2	.576	Chuck Hartman	Addison Bowman, Christian Simmers	
1926	13-	6-	1	.675	George S. Kircher	C.L. Crummett, Jr.	2001	29-	28-	1	.509	Chuck Hartman	Chip Runyon, Brian Copeland	
1927	11-	4-	0	.733	George S. Kircher	P.S. Dear	2002	33-	26-	0	.559	Chuck Hartman	Spencer Harris, Brad Bauder	
1928	4-	7-	0	.364	George S. Kircher	D.M. Alexander	2003	34-	23-	0	.596	Chuck Hartman	Josh Biber, Jed English	
1929	9-	6-	0	.600	George S. Kircher	Clay M. Mattox	2004	29-	27-	0	.518	Chuck Hartman	Chris Stanton, Jake Chaney	
1930	13-	2-	1	.844	George S. Kircher	James A. Coffey	2005	23-	28-	0	.451	Chuck Hartman	Nicky Bowers, Ryan Kennedy	
1931	7-	7-	2	.500	George S. Kircher	R.M. Mapp, N.C. Bibb	2006	20-	33-	0	.377	Chuck Hartman	Warren Schaeffer, Sean O'Brien	
1932	5-	7-	0	.417	George S. Kircher	S.E. Hardwick, Jr.	2007	23-	31-	0	.426	Pete Hughes	Matt Hacker, Sean O'Brien, Andrew Wells	
1933	6-	6-	0	.500	H.M. McEver	R.W. Sutton	2008	23-	32-	0	.418	Pete Hughes	Rhett Ballard, Ty Hohman, Sean Ryan	
1934	6-	11-	1	.361	H.M. McEver	Wilson Bell	2009	32-	21-	0	.604	Pete Hughes	Brandon Fisher, Sean Ryan	
1935	4-	15-	0	.211	H.M. McEver	Paul V. Kelsey	2010	40-	22-	0	.645	Pete Hughes	Brandon Fisher, Tim Smalling	
1936	8-	8-	0	.500	H.M. McEver	Joe Russell	2011	30-	25-	0	.545	Pete Hughes	Andrew Rash, Ronnie Shaban	
1937	12-	8-	0	.600	H.M. McEver	Ray Thompson	2012	34-	21-	0	.618	Pete Hughes	Joe Mantiplay, Chad Pinder	
1938	4-	10-	0	.286	H.M. McEver	M.A. Cregger	2013	40-	22-	0	.645	Pete Hughes	Tanner McIntyre, Mark Zagunis	
1939	1-	14-	0	.067	H.M. McEver	Frank Pierce	2014	21-	31-	1	.406	Patrick Mason	Alex Perez	
1940	7-	5-	0	.583	G.F. Laird	M.R. Cobb	2015	27-	27-	0	.500	Patrick Mason	Phil Sciretta, Rahiem Cooper	
1941	6-	10-	0	.375	G.F. Laird	W.A. Trice	2016	19-	36-	0	.345	Patrick Mason	Matt Dauby, Kit Scheetz, Ryan Tufts, Luke Scherzer, Sam Fragale	
1942	10-	5-	1	.656	G.F. Laird	W.J. Henderson	2017	23-	32-	0	.418	Patrick Mason		
1943	4-	8-	0	.333	G.F. Laird	Joseph Moody	2018	21-	33-	0	.388	John Szefc		
1944	9-	4-	0	.692	H.M. McEver	Henry Caravati, Phillip DeLisi								
1945	10-	4-	0	.714	G.S. Proctor	Andrew M. Dreelin, J.F. Lucas								
1946	8-	11-	0	.421	G.S. Proctor	John J. Kozelski, Jr.								
1947	11-	6-	0	.647	G.S. Proctor	Frank B. Poole								
1948	14-	8-	1	.630	G.F. Laird	Joe Foltz								
1949	10-	11-	0	.476	G.F. Laird	Bill Kean								
1950	13-	9-	0	.591	G.F. Laird	Ralph C. Beard								
1951	8-	11-	0	.421	G.F. Laird	Sterling Wingo								
1952	4-	9-	0	.308	G.F. Laird	Ed Pierce								
1953	6-	7-	0	.462	G.F. Laird									
1954	14-	8-	0	.636	G.F. Laird									
1955	13-	8-	0	.619	G.F. Laird	Jimmy Clark								
1956	9-	12-	0	.429	G.F. Laird									
1957	9-	12-	0	.429	G.F. Laird									
1958	9-	11-	1	.452	G.F. Laird									
1959	12-	7-	0	.632	G.F. Laird									
1960	10-	9-	0	.526	G.F. Laird									
1961	9-	15-	0	.375	G.F. Laird	Eddie Hite								
1962	11-	6-	0	.647	G.F. Laird	Eddie Hite								
1963	14-	7-	0	.667	G.F. Laird									
1964	12-	10-	0	.545	G.F. Laird									
1965	10-	13-	0	.435	G.F. Laird	Norman Olgers								
1966	10-	6-	0	.625	G.F. Laird									
1967	14-	10-	0	.583	G.F. Laird	William Gordon, Bobby Kramer								



Virginia Tech's 1915 team posted an unblemished 21-0 season record.

VIRGINIA TECH BASEBALL RECORD BOOK

Individual - Batting Records

MOST GAMES PLAYED:

Season: 67 by Brian Henderson, 1985
Career: 230 by John West, 1999-02
Spencer Harris, 2000-03

MOST GAMES STARTED:

Season: 67 by Brian Henderson, 1985
Career: 228 Spencer Harris, 2000-03

MOST CONSECUTIVE STARTS:

Career: 224 Spencer Harris, 2000-03
Alex Perez, 2012-15*

* - only Tech player to start in every team game played in four-year career

MOST AT BATS:

Game: 9 by Wyatt Toregas vs. Georgetown, 4/21/02
Season: 257 by Tyler Horan, 2013
Career: 887 by Addison Bowman, 1998-01

MOST RUNS SCORED:

Game: 7 by Doug Basse vs. Howard, 5/4/86
Fred Hatfield vs. Louisville, 4/24/93
Brad Bauder vs. Georgetown, 4/21/02
Season: 82 by Brian Rupe, 1982
Tim Buheller, 1985
Career: 267 by Tim Buheller, 1983-86

MOST HITS:

Game: 8 by Brad Bauder vs. Georgetown, 4/21/02
Season: 92 by Tim Buheller, 1985
Shaun Sullivan, 1985
Steve Domecus, 2010
Career: 303 by Addison Bowman, 1998-01

MOST DOUBLES:

Game: 4 by Bryan Thomas vs. Savannah State, 2/21/05
Chad Pinder vs. Bradley, 2/18/12
Season: 27 by Steve Domecus, 2010
Career: 66 by Addison Bowman, 1998-01

MOST TRIPLES:

Game: 2 shared by 15 players
(most recent: Tom Stoffel vs. Pittsburgh, 3/10/18)
Season: 9 by Kevin Barker, 1996
Career: 17 by Kevin Barker, 1994-96

MOST HOME RUNS:

Game: 4 by Doug Basse vs. Howard, 5/4/86
Brad Bauder vs. Georgetown, 4/21/02
Season: 29 by Franklin Stubbs, 1981
George Canale, 1986
Career: 76 by George Canale, 1984-86

MOST TOTAL BASES:

Game: 23 by Brad Bauder vs. Georgetown, 4/21/02
Season: 186 by Franklin Stubbs, 1981
Career: 502 by George Canale, 1984-86

MOST RUNS BATTED IN:

Game: 14 by Brad Bauder vs. Georgetown, 4/21/02
Season: 88 by Billy Plante, 1985
Career: 227 by George Canale, 1984-86

HIGHEST BATTING AVERAGE:

Season: .516 by John Van Arnhem, 1971
Career: .436 by John Van Arnhem, 1971-72 (2 seasons)
.374 by Trey McCoy, 1986-88 (3 seasons)
.361 by Jim Stewart, 1979-82 (4 seasons)

HIGHEST SLUGGING PERCENTAGE:

Season: .969 by Franklin Stubbs, 1981
Career: .835 by Trey McCoy, 1986-88

MOST BASES ON BALLS:

Game: 5 by Wayne Taylor vs. Michigan State, 3/24/64
Erik Payne vs. Appalachian State, 4/28/15
Season: 59 by Franklin Stubbs, 1981
Matt Griswold, 1999
Career: 170 by Tim Buheller, 1983-86

MOST STOLEN BASES:

Game: 4 by Tim Buheller vs. James Madison, 4/9/86
Chris Stanton vs. Morehead St., 3/23/03
Nate Parks at Charlotte, 2/28/06
Season: 40 by Tim Buheller, 1985
Career: 140 by Tim Buheller, 1983-86

MOST STRIKEOUTS:

Game: 5 by Randy Martin vs. Radford, 3/18/98
Season: 80 by Shaun Thomas, 1990
Career: 189 by Randy Martin, 1996-99

LONGEST HITTING STREAK:

32 games by Tim Buheller, 1985




Trey McCoy blasted 69 homers in his Tech career and holds the school record with an .835 slugging percentage.




Brad Bauder had a game for the ages in 2002 at Georgetown, with eight hits, four home runs and 14 RBIs.

VIRGINIA TECH BASEBALL RECORD BOOK

Individual - Pitching Records



No one has saved more games for Tech than Charlie Gillian, who recorded 34 saves from 1994-96.



Jon Hand is the Hokies' all-time leader in strikeouts.

MOST APPEARANCES:

Season: 38 by Ben Rowan, 2010
 Career: 98 by Anthony Miller, 1998-01

MOST STARTS:

Season: 18 by Brian Fitzgerald, 1994
 Career: 59 by Brian Fitzgerald, 1993-96

MOST APPEARANCES IN RELIEF:

Season: 38 by Ben Rowan, 2010
 Career: 95 by Anthony Miller, 1998-01

MOST COMPLETE GAMES:

Season: 12 by Mike Williams, 1989
 Career: 22 by Mike Williams, 1988-90

MOST INNINGS PITCHED:

Season: 130 by Brad Clontz, 1992
 Career: 387.1 by Brian Fitzgerald, 1993-96

LOWEST EARNED RUN AVERAGE:

Season: 0.49 by Sam Jenkins, 1962
 Career: 1.91 by Berky Cundiff, 1970-73 (starter)
 Career: 1.62 by Charlie Gillian, 1994-96 (reliever, min. 90 innings)

BEST WON-LOST PERCENTAGE:

Season: 1.000 by Rick Knapp (10-0), 1982
 Career: .952 by Rick Knapp (20-1), 1982-83 (2 seasons)
 .794 by Joe Saunders (27-7), 2000-02 (3 seasons)
 .800 by Rodney Brooks (20-5), 1983-87 (4 seasons)

MOST STRIKEOUTS:

Game: 18 by Lance Rhoads vs. Utica, 3/23/84
 Season: 119 by Bean Stringfellow, 1985
 Career: 323 by Jon Hand, 1995-98

MOST BASES ON BALLS:

Season: 65 by Les Jennette, 1991
 Career: 160 by Greg Margheim, 1987-90

MOST WINS:

Season: 12 by Brad Clontz, 1992
 Career: 31 by Jason Bush, 1999-02

MOST SHUTOUTS:

Season: 5 by Ray Perkins, 1982
 Career: 9 by Berky Cundiff, 1970-73

MOST SAVES:


Season: 14 by Charlie Gillian, 1996; Matt Dalton, 2003
 Career: 34 by Charlie Gillian, 1994-96

MOST PICKOFFS:

Game: 5 by Greg Margheim vs. Liberty, 3/1/90
 Season: 19 by Pat Pinkman, 1999
 Career: 48 by Pat Pinkman, 1998-02

MOST HIT BATSMEN:

Game: 7 by Rhett Ballard vs. Duke, 5/15/08 *tied NCAA record
 Season: 21 by Rhett Ballard, 2007 and 2008
 Career: 58 by Rhett Ballard, 2006-09



Sam Jenkins



Berky Cundiff

STAFF ERA

2.32 by 1969 staff
 2.38 by 1971 staff
 2.57 by 1970 staff
 2.58 by 1972 staff
 2.59 by 1962 staff
 2.62 by 1977 staff
 2.73 by 1968 staff



Matt Dalton

BEST ERA'S (Min. 35.0 IP)

0.49 by Sam Jenkins (37 2/3 inn.), 1962
 0.76 by Matt Dalton (35.2 inn.), 2003
 1.16 by Eddy Oates (64 2/3 inn.), 1969
 1.21 by Doug Horton (52 inn.), 1970
 1.35 by Dean Powell (40 inn.), 1977
 1.42 by Wayne Groseclose (57 inn.), 1968
 1.45 by Charlie Gillian (37 1/3 inn.), 1995
 1.45 by Dave Kuhn (43 1/3 inn.), 1957
 1.46 by Steve Pittman (68 inn.), 1969
 1.51 by Jimmy Graves (77 1/3 inn.), 1960
 1.53 by Charlie Gillian (35 1/3 inn.), 1994
 1.54 by Johnny Foster (35 inn.), 1971
 1.62 by Berky Cundiff (61 inn.), 1970
 1.62 by Ron Shockley (49 2/3 inn.), 1969
 1.82 by Berky Cundiff (64 1/3 inn.), 1973
 1.90 by Steve Pittman (66 1/3 inn.), 1968
 1.97 by Lee Melear (68 2/3 inn.), 1963
 1.98 by Berky Cundiff (59 inn.), 1972
 1.99 by Jerry Watkins (54 1/3 inn.), 1973

VIRGINIA TECH BASEBALL RECORD BOOK

Individual - Fielding Records

MOST CHANCES:

Game: 19 by Harold Williams (1b) vs. Oklahoma, 3/26/78
David Fitt (1b) vs. Fresno St., 3/17/95;
James Madison 3/30/95
Season: 637 by David Fitt (1b), 1995
Career: 1741 by David Fitt (1b/2b), 1993-96

MOST PUTOUTS:

Game: 19 by Harold Williams vs. Oklahoma, 3/26/78
David Fitt vs. James Madison, 3/30/95
Season: 585 by David Fitt, 1995
Career: 1595 by David Fitt (1b/2b), 1993-96

MOST ASSISTS:

Game: 10 by Rick Wade (3b) vs. Marshall, 4/28/76
Mike Terhune (2b) vs. Fresno State, 3/17/95
Alex Perez (2b) at High Point, 2/28/12
Season: 196 by Brian Henderson (ss), 1985
Career: 711 by Alex Perez (2b/ss), 2012-15

MOST ERRORS:

Game: 5 by Jimmy Foit vs. Liberty Baptist, 4/10/80
Season: 34 by Addison Bowman (ss), 1999
Career: 92 by Addison Bowman (3b/ss/lf), 1998-01

MOST PUTOUTS BY POSITION:

Catcher:

Game: 18 by Chuck Boyle vs. Utica College, 3/23/84
Season: 391 by Chuck Boyle, 1985
Career: 1046 by Barry Gauch, 1996-99

First Baseman:

Game: 19 by Harold Williams vs. Oklahoma, 3/26/78
David Fitt vs. James Madison, 3/30/95
Season: 585 by David Fitt, 1995
Career: 1576 by David Fitt, 1993-96

Second Baseman:

Game: 9 by Michael Seaborn vs. High Point, 4/28/09
Season: 156 by Len Wentz, 1989
Career: 456 by Marc Tugwell, 2000-03

Shortstop:

Game: 6 by several players
Season: 112 by Brian Henderson, 1985
Career: 324 by Spencer Harris, 2000-03

Third Baseman:

Game: 6 by Rick Wade vs. Connecticut, 3/10/76
Season: 67 by Casey Waller, 1988
Career: 151 by Casey Waller, 1987-89

Outfielder:

Game: 10 by Popeye Smith vs. James Madison, 4/19/93
Season: 170 by Matt Griswold, 1999
Career: 507 by Brad Bauder, 2000-03

Pitcher:

Game: 3 by several players
Season: 13 by Pat Pinkman, 1999
Career: 34 by Jon Hand, 1995-98

MOST ASSISTS BY POSITION:

Catcher:

Game: 6 by Joe Vieni vs. Bluefield St., 3/20/87
Season: 55 by Steve Domecus, 2010
Career: 152 by Barry Gauch, 1996-99

First Baseman:

Game: 5 by John West vs. Radford, 3/9/00
Season: 44 by David Fitt, 1995
Career: 122 by Sean O'Brien, 2004-08

Second Baseman:

Game: 10 by Alex Perez (2b) at High Point, 2/28/12
Mike Terhune vs. Fresno State, 3/17/95
Season: 174 by Alex Perez, 2012
Career: 572 by Marc Tugwell, 2000-03

Shortstop:

Game: 9 by Brian Henderson vs. Florida St., 5/10/85
Josh Haggas vs. Cincinnati, 5/16/91
Spencer Harris vs. Villanova, 4/7/02
Season: 196 by Brian Henderson, 1985
Career: 647 by Spencer Harris, 2000-03

Third Baseman:


Game: 10 by Rick Wade vs. Marshall, 4/28/76
Season: 155 by Bo Durkac, 1995
Career: 390 by Bo Durkac, 1993-95

Outfielder:

Game: 2 by many players, last Nick Menken, vs. W&M, 5/15/18
Season: 9 by Alan El-Amin, 1988
Career: 17 by Sandy Hill, 1974-77
Tim Buheller, 1983-86
Brad Bauder, 2000-03

Pitcher:

Game: 8 by Mike Arrington vs. UNC, 4/17/72
Season: 40 by Mike Williams, 1990
Career: 90 by Mike Williams, 1988-90
Pat Pinkman, 1998-02



Brian Henderson holds the Tech record for assists in a single season with 196 as a shortstop.



Shortstop Spencer Harris (3) and second baseman Marc Tugwell formed a record-setting middle infield combo for the Hokies.

VIRGINIA TECH BASEBALL RECORD BOOK

Team - Season Records

TEAM MARKS

Year	Record	R	HR	BAvg.	SB	ERA	CG
1960	10-09-0	143	18	.280	29	3.40	10
1961	9-15-0	116	4	.242	25	6.08	12
1962	11-06-0	77	3	.225	23	2.59	14
1963	14-07-0	118	11	.269	24	2.75	11
1964	12-10-0	114	8	.256	21	3.40	13
1965	10-13-0	114	10	.264	16	3.89	8
1966	10-06-0	93	8	.256	20	4.43	8
1967	14-10-0	115	13	.231	24	3.30	10
1968	17-09-0	143	18	.274	29	2.73	17
1969	27-07-0	221	16	.280	39	2.32	20
1970	15-11-0	100	10	.246	30	2.57	11
1971	16-10-0	159	16	.299	34	2.38	11
1972	15-11-0	121	10	.252	49	2.58	14
1973	15-10-0	119	15	.275	9	3.53	10
1974	15-15-0	165	18	.266	43	3.87	10
1975	26-10-0	241	35	.302	60	3.32	21
1976	33-09-0	326	31	.292	99	3.88	15
1977	34-09-0	259	38	.259	90	2.62	19
1978	27-17-0	278	64	.290	73	4.32	24
1979	28-14-0	257	30	.284	104	4.03	15
1980	30-18-0	355	48	.294	138	5.83	20
1981	48-09-0	583	99	.350	169	4.40	28
1982	50-09-0	555	107	.330	165	3.65	26
1983	34-14-0	353	62	.310	90	4.74	34
1984	41-17-0	475	89	.304	92	3.80	18
1985	50-16-1	610	125	.325	128	4.94	17
1986	38-21-0	533	111	.319	92	6.28	13
1987	32-16-1	372	78	.317	38	4.17	10
1988	40-20-0	567	140	.326	52	4.63	16
1989	35-22-0	421	53	.308	96	4.55	18
1990	36-22-0	435	39	.292	106	4.42	16
1991	24-30-0	362	24	.294	80	5.53	13
1992	34-17-1	448	52	.339	70	5.10	16
1993	34-15-0	346	55	.298	41	4.27	9
1994	32-26-0	402	50	.285	63	5.77	5
1995	34-24-0	393	73	.285	42	4.10	11
1996	35-24-0	368	54	.278	58	4.45	12
1997	34-28-0	512	80	.322	79	4.95	15
1998	28-22-2	382	47	.305	64	5.42	14
1999	42-17-0	481	74	.320	96	4.91	22
2000	34-25-2	396	51	.291	69	5.49	14
2001	29-28-1	340	39	.301	55	4.83	11
2002	33-26-0	425	55	.312	69	5.42	10
2003	34-23-0	399	45	.296	70	4.50	1
2004	29-27-0	334	24	.291	80	4.62	12
2005	23-28-0	277	22	.283	56	5.94	3
2006	20-33-0	308	34	.279	49	6.87	2
2007	23-31-0	299	28	.283	82	5.85	4
2008	23-32-0	353	43	.293	54	5.76	2
2009	32-21-0	431	52	.319	53	5.18	2
2010	40-22-0	484	81	.319	68	4.76	4
2011	30-25-0	369	60	.294	50	4.57	1
2012	34-21-0	331	44	.288	62	4.16	1
2013	40-22-0	398	55	.291	57	4.14	4
2014	21-31-1	268	12	.281	60	5.17	3
2015	27-27-0	304	35	.266	27	5.11	1
2016	19-36-0	332	34	.273	25	6.49	1
2017	23-32-0	356	84	.277	21	5.80	0
2018	21-33-0	302	44	.266	39	5.65	0

SCHEDULE:

Most games played: 67 by 1985 team
 Most games won: 50 by 1982 & 1985 teams
 Most games lost: 36 by 2016 team
 Most games won in a row: 31 by 1977 team
 Most games lost in a row: 17 by 2016 team
 Most games won at home: 31 by 1981 team
 Most games won on road: 18 by 1985 & 1986 teams
 Most games won at neutral sites: 10 by 1994 team

BATTING:

Most at bats: 2277 by 1985 team
 Most runs scored: 610 by 1985 team
 Most hits: 740 by 1985 team
 Most doubles: 147 by 2010 team
 Most triples: 28 by 2011 team
 Most home runs: 140 by 1988 team
 Most runs batted in: 547 by 1985 team
 Most total bases: 1264 by 1985 team
 Highest batting average: .350 by 1981 team
 Highest slugging average: .608 by 1988 team
 Most sacrifice bunts: 50 by 2014 team
 Most sacrifice flies: 41 by 1982 team
 Most hit by pitch: 92 by 2017 team

BASE RUNNING:

Most bases on balls: 341 by 1982 team
 Most stolen bases: 169 by 1981 team

FIELDING:

Most putouts: 1681 by 2013 team
 Most assists: 712 by 1995 team
 Most errors: 139 by 1997 team
 Fewest errors: 34 by 1970 team
 Best fielding average: .971 by 2012 team
 Most double plays: 66 by 2000 team

PITCHING:

Most innings pitched: 560.1 by 2013 staff
 Most complete games: 34 by 1983 staff
 Most strikeouts: 530 by 2010 staff
 Most strikeouts per nine innings: 8.7 by 2010 staff
 Most bases on balls: 303 by 1985 staff
 Fewest bases on balls per game: 2.76 by 1995 staff
 Most hits allowed: 633 by 2000 staff
 Fewest hits per game: 6.2 by 1970 staff
 Most runs allowed: 408 by 1986 staff
 Fewest runs per game: 2.95 by 1954 staff
 Most home runs allowed: 82 by 1986 staff
 Lowest earned run average: 2.32 by 1969 staff
 Most saves: 17 by 1996 staff
 Most shutouts: 8 by 1978 staff
 Most wild pitches: 82 by 2010 staff
 Most hit batsmen: 75 by 2007 staff
 Most pickoffs: 35 by 1990 staff

GAME BATTING RECORDS:

Most at bats: 65 vs. Georgetown, 4/21/02
 Most runs scored: 38 vs. Howard, 3/31/89
 Most runs in one inning: 17 vs. Howard, 3/31/89
 Most hits: 37 vs. Georgetown, 4/21/02
 Most doubles: 10 vs. North Carolina A&T, 4/24/98
 vs. Alcorn State, 5/8/16
 Most triples: 4 vs. Richmond, 4/20/63
 Most home runs: 10 vs. Howard 5/4/86; Liberty, 4/25/88
 Most runs batted in: 35 vs. Georgetown, 4/21/02
 Most total bases: 68 vs. Georgetown, 4/21/02
 Most stolen bases: 10 vs. St. Louis, 4/2/81
 Most strikeouts: 21 (14 innings) at NC State, 4/5/13
 18 (9 innings) vs. Miami, 3/12/16
 Most bases on balls: 17 vs. George Washington, 5/24/76;
 vs. Howard, 4/1/90
 Most batters hit by pitches: 7 vs. Duquesne, 4/26/98

VIRGINIA TECH BASEBALL RECORD BOOK

Individual - Top Five (1947-present)

Season	AT BATS	Career
1. Tyler Horan (2013)	257	1. Addison Bowman (1998-01) 887
2. Tim Buheller (1985)	254	2. Brad Bauder (2000-03) 852
3. Steve Domecus (2010)	252	3. Tim Buheller (1983-86) 837
4. Sean Ryan (2010)	249	4. Alex Perez (2012-15) 832
5. Shaun Sullivan (1985)	247	5. Marc Tugwell (2000-03) 812

Season	RUNS	Career
1. Brian Rupe (1982)	82	1. Tim Buheller (1983-86) 267
Tim Buheller (1985)	82	2. Brian Rupe (1979-82) 225
3. Franklin Stubbs (1981)	80	3. Len Wentz (1987-90) 211
4. George Canale (1986)	76	4. Jim Stewart (1979-82) 201
Doug Basse (1986)	76	5. George Canale (1984-86) 199

Season	HITS	Career
1. Tim Buheller (1985)	92	1. Addison Bowman (1998-01) 303
Shaun Sullivan (1985)	92	2. Tim Buheller (1983-86) 275
Steve Domecus (2010)	92	3. Marc Tugwell (2000-03) 273
4. Marc Tugwell (2003)	90	4. Brad Bauder (2000-03) 266
5. Jim Stewart (1982)	88	5. John West (1999-02) 262
Chad Foutz (1997)	88	Sean O'Brien (2004-08) 262
Tyler Horan (2013)	88	

Season	DOUBLES	Career
1. Steve Domecus (2010)	27	1. Addison Bowman (1998-01) 66
2. Tyler Horan (2013)	26	2. Ronnie Shaban (2009-12) 65
3. Casey Waller (1989)	25	3. Bo Durkac (1993-95) 60
4. Bo Durkac (1994)	24	4. Shaun Sullivan (1982-85) 57
5. Bo Durkac (1995)	23	5. Sean O'Brien (2004-08) 56
		Andrew Rash (2010-13) 56


Season	TRIPLES	Career
1. Kevin Barker (1996)	9	1. Kevin Barker (1994-96) 17
2. Shaun Thomas (1990)	7	2. David Dallas (1989-92) 14
3. Alex Perez (2015)	7	Austin Wates (2008-10) 14
4. Kevin Barker (1995)	6	Alex Perez (2012-15) 14
Chris Stanton (2003)	6	5. Chris Stanton (2002-05) 12
Austin Wates (2008)	6	
Tim Smalling (2011)	6	

Season	HOME RUNS	Career
1. Franklin Stubbs (1981)	29	1. George Canale (1984-86) 76
George Canale (1986)	29	2. Trey McCoy (1986-88) 69
3. Billy Plante (1985)	27	3. Billy Plante (1981-85) 60
4. George Canale (1985)	26	4. Franklin Stubbs (1980-82) 59
5. Trey McCoy (1986)	24	5. Mike Conte (1986-89) 43
Trey McCoy (1988)	24	

Season	TOTAL BASES	Career
1. Franklin Stubbs (1981)	186	1. George Canale (1984-86) 502
2. George Canale (1986)	185	2. Trey McCoy (1986-88) 476
3. Billy Plante (1985)	178	3. Addison Bowman (1998-01) 467
4. George Canale (1985)	177	4. Brad Bauder (2000-03) 462
5. Trey McCoy (1988)	170	5. Matt Griswold (1996-99) 441

Season	RBI	Career
1. Billy Plante (1985)	88	1. George Canale (1984-86) 227
2. Franklin Stubbs (1981)	83	2. Trey McCoy (1986-88) 214
3. Jim Stewart (1981)	82	3. Matt Griswold (1996-99) 203
4. Shaun Sullivan (1985)	80	4. Les Jennette (1989-92) 197
5. George Canale (1985)	79	5. Franklin Stubbs (1980-82) 196

Season	STOLEN BASES	Career
1. Tim Buheller (1985)	40	1. Tim Buheller (1983-86) 140
2. Nate Parks (2007)	39	2. Nate Parks (2004-07) 99
3. Tim Buheller (1984)	35	3. Brian Rupe (1979-82) 96
4. Franklin Stubbs (1981)	34	4. David Dallas (1989-92) 86
Chris Stanton (2004)	34	5. Chris Stanton (2002-05) 83



Slugger George Canale is Tech's all-time leader in home runs, RBI and total bases.

Pitching's - Top Five

Season	WINS	Career
1. Brad Clontz (1992)	12	1. Jason Bush (1999-02) 31
2. Paul Levy (1981)	11	2. Brian Fitzgerald (1993-96) 28
Ray Perkins (1982)	11	3. Todd Trickey (1981-84) 27
Brad DuVall (1988)	11	Joe Saunders (2000-02) 27
Mike Williams (1989)	11	5. Mike Williams (1988-90) 26
Mike Williams (1990)	11	
Jason Bush (1999)	11	
Devin Burke (2013)	11	

Season	INNINGS	Career
1. Brad Clontz (1992)	130	1. Brian Fitzgerald (1993-96) 387.1
2. Mike Williams (1990)	122	2. Jason Bush (1999-02) 377.1
3. Pat Pinkman (1999)	118.2	3. Jon Hand (1995-98) 376.2
4. Mike Williams (1989)	118	4. Joe Saunders (1999-02) 315
5. Brian Fitzgerald (1995)	117.1	5. Joe Mantiply (2010-13) 299.2

Season	STRIKEOUTS	Career
1. Bean Stringfellow (1985)	119	1. Jon Hand (1995-98) 323
2. Brad Clontz (1992)	115	2. Brian Fitzgerald (1993-96) 271
3. Denny Wagner (1997)	110	3. Bean Stringfellow (1982-85) 266
4. Larry Bowles (1999)	106	4. Rhett Ballard (2006-09) 263
5. Joe Saunders (2002)	102	5. Joe Saunders (2000-02) 255

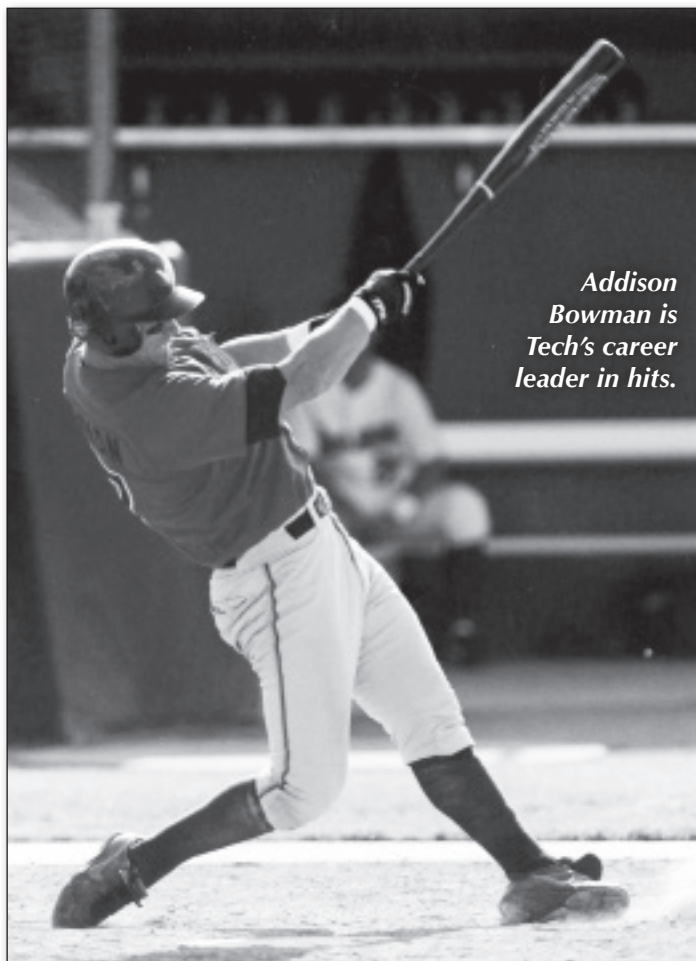
Season	SAVES	Career
1. Charlie Gillian (1996)	14	1. Charlie Gillian (1994-96) 34
Matt Dalton (2003)	14	2. Matt Dalton (2001-03) 23
3. Orvin Kiser (1976)	13	3. Joe Salisbury (1984-85) 18
Joe Salisbury (1985)	13	4. Anthony Miller (1998-2001) 16
5. Charlie Gillian (1994)	12	5. Clark Labitan (2009-13) 13

VIRGINIA TECH BASEBALL RECORD BOOK


Year-By-Year Leaders - 1954-present

BATTING AVERAGE			AT BATS			RUNS			HITS		
Year	Name, Pos.	Average	Year	Name, Pos.	At Bats	Year	Name, Pos.	Runs	Year	Name, Pos.	Hits
1954	Howie Wright, c.....	.366	1954	Howie Wright, c.....	93	1954	Howie Wright, c.....	23	1954	Howie Wright, c.....	34
1955	Macey White, of.....	.364	1955	Billy Anderson, 3b.....	90	1955	Howie Wright, c.....	24	1955	Howie Wright, c.....	26
1956	Leo Burke, cf.....	.318	1956	Leo Burke, cf.....	88	1956	Welford Lucy, 1b-of.....	20	1956	Leo Burke, cf.....	28
				Dave Kuhn, p.....	88						
1957	Bobby Wolfenden, p-of.....	.324	1957	Jimmy Steele, 2b.....	84	1957	Dave Kuhn, p.....	18	1957	Bobby Wolfenden, p-of.....	24
1958	Dave Kuhn, p.....	.414	1958	Cecil Maynor, 1b.....	81	1958	Jimmy Steele, 2b.....	25	1958	Dave Kuhn, p.....	29
1959	Dickie Snead, cf.....	.386	1959	Travis Poole, of.....	73	1959	Dickie Snead, cf.....	21	1959	Dickie Snead, of.....	27
				Jimmy Graves, of-p.....	73						
1960	Travis Poole, of.....	.338	1960	Dickie Snead, cf.....	79	1960	Harold Honeycutt, c.....	24	1960	Travis Poole, of.....	25
1961	Lee Melear, p.....	.368	1961	B.J. Quesenberry, 1b.....	81	1961	Eddie Hite, 2b.....	17	1961	Dave Blake, c.....	25
1962	Eddie Hite, 2b.....	.300	1962	Eddie Hite, 2b.....	60	1962	Eddie Hite, 2b.....	10	1962	Eddie Hite, 2b.....	18
1963	Tom Green, of.....	.410	1963	Dee Dalrymple, ss.....	88	1963	Dave Blake, rf.....	16	1963	Tom Green, of.....	32
										Dave Blake, rf.....	32
1964	DeMoss Price, 3b.....	.310	1964	Tom Green, of.....	78	1964	Sonny Rice, of.....	17	1964	DeMoss Price, 3b.....	22
1965	Norm Olgers, of.....	.291	1965	Bob Dickerson, 3b.....	93	1965	Bob Dickerson, 3b.....	18	1965	Bob Dickerson, 3b.....	27
1966	Johnny Oates, c.....	.410	1966	Johnny Oates, c.....	56	1966	Bob Kramer, 2b.....	16	1966	Johnny Oates, c.....	23
1967	Johnny Oates, c.....	.342	1967	Dick Shroy, of.....	85	1967	Jerry Vinson, ss.....	17	1967	Johnny Oates, c.....	25
1968	Jim Dean, 1b.....	.390	1968	Bobby Settle, 2b.....	82	1968	Bob Elwell, cf.....	18	1968	Jim Dean, 1b.....	30
1969	Dean Hahn, p-of.....	.367	1969	Bob Elwell, cf.....	125	1969	Wayne Javins, 3b.....	30	1969	Dean Hahn, p-of.....	44
1970	Wayne Javins, ss.....	.357	1970	Eddy Oates, 1b-p.....	84	1970	Steve Rosson, cf.....	16	1970	Wayne Javins, ss.....	30
				Wayne Javins, ss.....	84						
				George Shorter, c.....	84						
1971	John Van Arnhem, c.....*	.516	1971	John Van Arnhem, c.....	95	1971	Rick Harris, of-p.....	18	1971	John Van Arnhem, c.....	49
1972	Gene Fornash, 2b.....	.358	1972	Mike Dixon, of.....	89	1972	Vince Carbaugh, 2b.....	19	1972	Gene Fornash, ss.....	29
1973	Gene Fornash, 2b.....	.376	1973	Vince Carbaugh, 2b.....	95	1973	Mike Dixon, of.....	21	1973	Gene Fornash, ss.....	32
1974	David Halstead, of.....	.366	1974	Vince Carbaugh, 2b.....	122	1974	David Halstead, of.....	21	1974	Vince Carbaugh, 2b.....	36
							Vince Carbaugh, 2b.....	21			
1975	Gene Fornash, 2b.....	.356	1975	Gene Fornash, 2b.....	135	1975	Gene Fornash, 2b.....	32	1975	Gene Fornash, 2b.....	48
1976	Sandy Hill, of.....	.364	1976	Scott Atkins, ss.....	174	1976	Paul Adams, dh.....	46	1976	Scott Atkins, ss.....	53
1977	Dennis Duff, lf.....	.336	1977	Dennis Duff, lf.....	146	1977	Dennis Duff, lf.....	41	1977	Dennis Duff, lf.....	49
1978	Andy Aldrich, dh.....	.348	1978	Dennis Duff, lf.....	157	1978	Dennis Duff, lf.....	39	1978	Andy Aldrich, dh.....	48
										Dennis Duff, lf.....	48
1979	Steve Dodd, of.....	.338	1979	Harold Williams, 1b.....	163	1979	Harold Williams, 1b.....	38	1979	Harold Williams, 1b.....	49
1980	Jay Phillips, 3b.....	.358	1980	Brian Rupe, lf.....	183	1980	Brian Rupe, lf.....	50	1980	Jim Stewart, rf.....	60
1981	Brian Rupe, cf.....	.420	1981	Jim Stewart, 3b.....	217	1981	Franklin Stubbs, 1b.....	80	1981	Brian Rupe, cf.....	84
1982	Jim Stewart, 3b.....	.404	1982	Brian Rupe, cf.....	228	1982	Brian Rupe, cf.....*	82	1982	Jim Stewart, 3b.....	88
1983	Shaun Sullivan, rf.....	.375	1983	Budgie Clark, 2b.....	175	1983	Eric Helgeson, of.....	45	1983	Budgie Clark, 2b.....	63
1984	Billy Plante, of-3b.....	.392	1984	George Canale, 1b.....	217	1984	Tim Buheller, cf.....	69	1984	Budgie Clark, 2b.....	75
1985	Shaun Sullivan, rf.....	.372	1985	Tim Buheller, cf.....	254	1985	Tim Buheller, cf.....*	82	1985	Tim Buheller, cf.....*	92
										Shaun Sullivan, rf.....*	92
1986	George Canale, 1b.....	.373	1986	Tim Buheller, cf.....	233	1986	George Canale, 1b.....	76	1986	Doug Basse, lf.....	82
							Doug Basse, lf.....	76			
1987	Trey McCoy, lf.....	.406	1987	Brian Henderson, ss.....	191	1987	Trey McCoy, lf.....	53	1987	Trey McCoy, lf.....	67
1988	Trey McCoy, lf.....	.381	1988	Randy Berlin, dh.....	226	1988	Len Wentz, 2b.....	73	1988	Randy Berlin, dh.....	86
1989	Craig Blum, ss.....	.378	1989	Mike Conte, cf.....	233	1989	Craig Blum, ss.....	66	1989	Craig Blum, ss.....	85
1990	Len Wentz, 3b.....	.365	1990	Shaun Thomas, cf.....	228	1990	David Dallas, 2b-ss.....	56	1990	Len Wentz, 3b.....	77
1991	David Dallas, ss.....	.371	1991	J.R. Hawkins, dh.....	187	1991	David Dallas, ss.....	51	1991	David Dallas, ss.....	66
1992	Mike Reedy, of.....	.418	1992	Steve Render, lf.....	200	1992	David Dallas, 2b.....	58	1992	Steve Render, lf.....	72
1993	Bo Durkac, 3b.....	.423	1993	J.R. Hawkins, rf.....	184	1993	Dee Dalton, ss.....	49	1993	Bo Durkac, 3b.....	77
1994	Bo Durkac, 3b.....	.330	1994	Bo Durkac, 3b.....	227	1994	Bo Durkac, 3b.....	57	1994	Bo Durkac, 3b.....	75
1995	Josh Herman, c.....	.346	1995	Mike Terhune, 2b.....	238	1995	Bo Durkac, 3b.....	54	1995	Mike Terhune, 2b.....	76
1996	Kevin Barker, cf.....	.361	1996	Josh Herman, c.....	215	1996	Kevin Barker, cf.....	63	1996	Kevin Barker, cf.....	73
1997	Matt Griswold, of.....	.408	1997	Chad Foutz, 3b.....	239	1997	Barry Gauch, c.....	58	1997	Chad Foutz, 3b.....	88
1998	Eric Shifflett, lf.....	.365	1998	Addison Bowman, 3b.....	205	1998	Eric Shifflett, lf.....	49	1998	Addison Bowman, 3b.....	71
1999	Larry Bowles, 1b-p.....	.390	1999	Barry Gauch, c.....	227	1999	Matt Griswold, of.....	67	1999	Barry Gauch, C.....	85
				Addison Bowman, ss.....	227						
2000	Addison Bowman, lf-3b.....	.332	2000	Addison Bowman, lf-3b.....	235	2000	Addison Bowman, lf-3b.....	49	2000	Addison Bowman, lf-3b.....	78
2001	John West, 1b.....	.357	2001	Addison Bowman, 3b.....	220	2001	Chris Hutchison, rf.....	47	2001	John West, 1b.....	75
2002	John West, 3b.....	.378	2002	Marc Tugwell, 2b.....	231	2002	Brad Bauder, cf.....	55	2002	John West, 3b.....	82
2003	Marc Tugwell, 2b.....	.398	2003	Marc Tugwell, 2b.....	226	2003	Marc Tugwell, 2b.....	64	2003	Marc Tugwell, 2b.....	90
2004	Sean O'Brien, rf-1b.....	.372	2004	Chris Stanton, 3b.....	224	2004	Chris Stanton, 3b.....	49	2004	Chris Stanton, 3b.....	69
2005	Bryan Thomas, 3b.....	.384	2005	Chris Stanton, 1b.....	186	2005	Chris Stanton, 1b.....	41	2005	Bryan Thomas, 3b.....	71
2006	Sean O'Brien, 1b.....	.317	2006	Matt Hacker, 2b.....	216	2006	Matt Hacker, 2b.....	44	2006	Matt Hacker, 2b.....	64
2007	Sean O'Brien, 1b.....	.327	2007	Bryan Thomas, 3b.....	216	2007	Nate Parks, cf.....	47	2007	Bryan Thomas, 3b.....	69
2008	Sean O'Brien, 1b.....	.332	2008	Austin Wates, 2b.....	216	2008	Sean O'Brien, 1b.....	45	2008	Austin Wates, 2b.....	70
2009	Steve Domecus, lf-c.....	.406	2009	Austin Wates, 1b-of.....	194	2009	Steve Bumbry, cf.....	51	2009	Austin Wates, 1b-of.....	77
							Klint Reed, lf.....	51			
2010	Austin Wates, 1b-of.....	.382	2010	Steve Domecus, c-lf.....	252	2010	Steve Domecus, c-lf.....	62	2010	Steve Domecus, c-lf.....*	92
2011	Andrew Rash, of.....	.335	2011	Tim Smalling, ss.....	220	2011	Michael Seaborn, 2b.....	53	2011	Tim Smalling, ss.....	69
2012	Mark Zagunis, c.....	.344	2012	Chad Pinder, 3b.....	212	2012	Tyler Horan, of.....	45	2012	Chad Pinder, 3b.....	69
2013	Tyler Horan, of.....	.342	2013	Tyler Horan, of.....*	257	2013	Mark Zagunis, c.....	62	2013	Tyler Horan, of.....	88
2014	Mark Zagunis, c.....	.330	2014	Mark Zagunis, c.....	209	2014	Mark Zagunis, c.....	44	2014	Mark Zagunis, c.....	69
				Alex Perez, 2b.....	209						
2015	Erik Payne, of.....	.343	2015	Brendon Hayden, 1b.....	212	2015	Alex Perez, ss.....	56	2015	Erik Payne, of.....	71
2016	Nick Anderson, of.....	.339	2016	Phil Sciretta, 1b.....	219	2016	Ryan Tufts, ss.....	40	2016	Phil Sciretta, 1b.....	69
2017	Jack Owens, 2b.....	.358	2017	Jack Owens, 2b.....	240	2017	Jack Owens, 2b.....	52	2017	Jack Owens, 2b.....	86
2018	Luke Horanski, c.....	.314	2018	Sam Fragale.....	227	2018	Jack Owens, 2b.....	45	2018	Tom Stoffel, of.....	67

VIRGINIA TECH BASEBALL RECORD BOOK



Addison Bowman is Tech's career leader in hits.



Bo Durkac led the Hokies in many offensive categories during the 1994 and 1995 seasons.

DOUBLES

Year	Name, Pos.	Doubles
1954	Jimmy Clarke, 2b.....	4
1955	Bobby Scruggs, ss.....	9
1956	Cecil Maynor, 1b-of.....	6
1957	Jimmy Steele, 2b.....	5
	John Sapon, c.....	5
	Jimmy Seay, ss.....	5
1958	Dave Kuhn, p.....	10
1959	Al Sebest, 3b-c.....	6
1960	Jimmy Graves, p-rf.....	5
1961	Eddie Hite, 2b.....	5
1962	Eddie Hite, 2b.....	2
	Dee Dalrymple, ss.....	2
	Wayne Hanks, 1b.....	2
1963	Dave Blake, rf.....	5
1964	Tom Green, of.....	4
	Sonny Rice, of.....	4
	M.H. Herndon, inf-p.....	4
1965	Tommy Black, ss.....	6
1966	Tom Childress, 3b.....	3
1967	Bob Elwell, of.....	7
1968	Jerry Vinson, ss.....	7
1969	Wayne Javins, 3b.....	9
	Dean Hahn, p-of.....	9
1970	Wayne Javins, ss.....	12
1971	John Van Arnhem, c.....	7
	Wayne Javins, 3b-ss.....	7
1972	Mike Dixon, of.....	6
1973	Paul Allen, 1b.....	6
1974	Gene Fornash, ss.....	8
1975	David Halstead, of-p.....	11
1976	Paul Adams, dh.....	12
	Wayne Shelton, c.....	12
	Lewis Dillon, 1b.....	12
1977	Steve Dodd, rf.....	9
1978	Dennis Duff, lf.....	10
1979	Andy Aldrich, dh.....	13
1980	Jay Phillips, 3b.....	12
1981	Jimmy Foit, ss.....	18
1982	Jay Phillips, 2b.....	21
1983	Shaun Sullivan, cf.....	11
	Budgie Clark, 2b.....	11
	Billy Plante, of-3b.....	11
1984	Budgie Clark, 2b.....	17
1985	Shaun Sullivan, rf.....	17
1986	Doug Basse, lf.....	19
1987	Trey McCoy, lf.....	16
1988	Alan El-Amin, rf.....	22
1989	Casey Waller, 3b.....	25
1990	Len Wentz, 3b.....	20
1991	J.R. Hawkins, dh.....	14
1992	Les Jennette, 1b.....	18
1993	J.R. Hawkins, rf.....	15
1994	Bo Durkac, 3b.....	24
1995	Bo Durkac, 3b.....	23
1996	Josh Herman, c.....	20
1997	Eric Shiflett, lf.....	16
1998	Matt Griswold, rf.....	18
	Addison Bowman, 3b.....	18
1999	Addison Bowman, ss.....	18
2000	Addison Bowman, lf-3b... 14	
	Jed English, dh-c.....	14
2001	Addison Bowman, 3b.....	16
2002	Brad Bauder, cf.....	21
2003	Marc Tugwell, 2b.....	17
2004	Wyatt Toregas, c.....	14
2005	Chris Stanton, 1b.....	18
2006	Matt Hacker, 2b.....	14
	Jose Cueto, rf.....	14
2007	Sean O'Brien, 1b.....	20
2008	Sean O'Brien, 1b.....	18
2009	Austin Wates, 1b-of.....	20
2010	Steve Domecus, c-lf.....	*27
2011	Michael Seaborn, 2b.....	20
2012	Chad Pinder, 3b.....	22
2013	Tyler Horan, of.....	26
2014	Brendon Hayden, dh.....	16
2015	Brendon Hayden, 1b.....	17
2016	Ryan Tufts, ss.....	15
2017	Tom Stoffel, of.....	21
2018	Sam Fragale, 1b.....	15

TRIPLES

Year	Name, Pos.	Triples
1954	Leo Burke, cf.....	3
1955	Jimmy Clarke, 2b.....	4
1956	Gerald Williams, p.....	2
1957	Dave Kuhn, p.....	2
1958	Dave Kuhn, p.....	2
1959	Dickie Snead, of.....	4
1960	Harold Honeycutt, c.....	2
	Lee Reynolds, inf.....	2
1961	Dave Blake, rf.....	2
1962	Eddie Hite, 2b.....	3
1963	Dave Blake, rf.....	2
	Larry Lawson, c.....	2
	Aster Sizemore, 3b.....	2
1964	John Whitesell, p.....	3
1965	Bob Kramer, 2b.....	2
1966	Johnny Oates, c.....	4
1967	Dick Shroy, of.....	1
	Jim Dean, 1b.....	1
1968	Jim Dean, 1b.....	2
	Dean Hahn, p-of.....	2
1969	Ron Shockley, p.....	2
1970	Three tied with.....	1
1971	Seven tied with.....	1
1972	Daryl McMurtry, inf-c.....	2
1973	Gene Fornash, ss.....	2
	Mike Arrington, p.....	2
1974	David Halstead, of.....	4
1975	Lewis Dillon, 1b.....	4
1976	Paul Adams, dh.....	4
1977	Dennis Duff, lf.....	4
1978	Andy Aldrich, dh.....	4
1979	Harold Williams, 1b.....	2
	Brian Rupe, cf.....	2
1980	Franklin Stubbs, 1b.....	5
1981	Jim Stewart, 3b.....	5
1982	Jimmy Foit, ss.....	3
	Wayne King, dh.....	3
1983	Seven tied with.....	1
1984	Tim Buheller, cf.....	2
1985	George Canale, 1b.....	4
1986	Tim Buheller, cf.....	5
1987	Brian Henderson, ss.....	2
1988	Len Wentz, 2b.....	3
1989	Len Wentz, 2b.....	4
	Mike Conte, cf.....	4
1990	Shaun Thomas, cf.....	7
1991	David Dallas, ss.....	5
1992	Jay Honse, 1b.....	4
1993	Dee Dalton, ss.....	3
1994	Bo Durkac, 3b.....	5
1995	Kevin Barker, cf.....	6
1996	Kevin Barker, cf.....	*9
1997	Randy Martin, 2b.....	5
1998	Chad Foutz, 3b-ss.....	2
1999	Larry Bowles, 1b-p.....	3
	Barry Gauth, c.....	3
	Chris Hutchison, of.....	3
2000	Brad Bauder, of.....	3
	Spencer Harris, ss.....	3
	Chris Hutchison, rf.....	3
2001	John West, 1b.....	4
2002	Wyatt Toregas, c-rf.....	4
2003	Chris Stanton, 3b.....	6
2004	Sheldon Adams, of.....	3
2005	Bryan Thomas, 3b.....	4
2006	Nate Parks, cf.....	3
	Luke Padgett, dh.....	3
2007	Matt Hacker, 2b.....	4
2008	Austin Wates, 2b.....	6
2009	Steve Bumbry, cf.....	3
	Austin Wates, 1b-of.....	3
2010	Austin Wates, 1b-of.....	5
2011	Tim Smalling, ss.....	6
2012	Jake Atwell, of.....	4
2013	Tyler Horan, of.....	4
2014	Alex Perez, 2b.....	3
2015	Alex Perez, ss.....	7
2016	Four tied with.....	1
2017	Sam Fragale, 1b.....	3
2018	Three tied.....	2

VIRGINIA TECH BASEBALL RECORD BOOK


HOME RUNS

Year	Name, Pos.	Home Runs
1954	Howie Wright, c.....	5
1955	Leo Burke, cf.....	2
	Welford Lucy, 1b.....	2
	Dave Kuhn, p.....	2
1956	Leo Burke, cf.....	3
1957	Bobby Wolfenden, p.....	2
	John Sapon, c.....	2
1958	Bob McCoy, 1b.....	2
	John Brannon, p.....	2
1959	Dickie Snead, of.....	3
	Jimmy Graves, of-p.....	3
1960	Travis Poole, of.....	4
1961	Don Coleman, p-rf.....	3
1962	Three tied with.....	1
1963	Larry Lawson, c.....	5
1964	Henry Webb, 1b.....	2
	Eddie Broce, 2b.....	2
1965	Henry Webb, 1b.....	2
	Wade Walsh, c.....	2
	Hank Gordon, c-of.....	2
1966	Johnny Oates, c.....	3
1967	Johnny Oates, c.....	4
	Dean Hahn, p.....	5
1969	Wayne Javins, 3b.....	3
	George Shorter, c.....	3
1970	Ken Weatherman, 3b.....	3
1971	John Van Arnhem, c.....	7
	Wayne Javins, 3b-ss.....	7
1972	John Van Arnhem, c.....	3
1973	Five tied with.....	2
1974	David Halstead, of.....	6
1975	Paul Adams, dh.....	9
1976	Paul Adams, dh.....	10
1977	Wayne Shelton, c.....	10
1978	Dennis Duff, lf.....	15
1979	Harold Williams, 1b.....	7
	Dave Richardson, rf.....	7
1980	Franklin Stubbs, 1b.....	13
1981	Franklin Stubbs, 1b.....	*29
1982	Jim Stewart, 3b.....	18
	Brian Rupe, cf.....	18
1983	Budgie Clark, 2b.....	11
1984	Billy Plante, 3b.....	23
1985	Billy Plante, 3b.....	27
1986	George Canale, 1b.....	*29
1987	Trey McCoy, lf.....	21
1988	Trey McCoy, lf.....	24
1989	Mike Conte, cf.....	14
1990	Rod Emmons, rf.....	8
	Len Wentz, 3b.....	8
	Les Jennette, 1b.....	8
1991	J.R. Hawkins, dh.....	5
1992	Les Jennette, 1b.....	12
1993	Dee Dalton, ss.....	14
1994	David Fitt, 1b.....	11
1995	Bo Durkac, 3b.....	13
1996	Kevin Barker, cf.....	20
1997	Barry Gauch, c.....	14
1998	Matt Griswold, rf.....	9
	Barry Gauch, c.....	9
1999	Larry Bowles, 1b-p.....	14
2000	Addison Bowman, lf-3b.....	10
2001	Addison Bowman, 3b.....	7
	John West, 1b.....	7
2002	Brad Bauder, cf.....	14
2003	Brad Bauder, cf.....	11
2004	Sean O'Brien, 1b.....	6
2005	Billy Marn, dh-of.....	6
2006	Jose Cueto, rf.....	6
2007	Jose Cueto, rf.....	4
	Luke Padgett, dh.....	4
2008	Sean O'Brien, 1b.....	8
	Michael Seaborn, 3b.....	8
2009	Steve Bumbry, cf.....	10
2010	Steve Domecus, c-lf.....	13
	Buddy Sosnoskie, lf-dh.....	13
2011	Andrew Rash, of.....	18
2012	Tyler Horan, of.....	15
2013	Tyler Horan, of.....	11
	Andrew Rash, of.....	11
2014	Brendon Hayden, dh.....	7


2015	Brendon Hayden, 1b.....	11
2016	Sam Fragale, 3b.....	7
2017	Sam Fragale, 1b.....	15
2018	Sam Fragale, 1b.....	8
	Tom Stoffel, of.....	8

RUNS BATTED IN

Year	Name, Pos.	RBI
1954	Howie Wright, c.....	17
1955	Leo Burke, cf.....	21
1956	Leo Burke, cf.....	19
1957	Ray Struder, 3b.....	11
1958	Bob McCoy, 1b.....	19
1959	Dickie Snead, of.....	25
1960	Lee Reynolds, inf.....	22
1961	Lee Melear, p-1b.....	14
	Malcolm Cook, inf-p.....	14
1962	Don Coleman, p-of.....	10
1963	Dave Blake, rf.....	14
	Larry Lawson, c.....	14
1964	DeMoss Price, 3b.....	10
	Sonny Rice, of.....	10
1965	M.H. Herndon, of.....	13
1966	Johnny Oates, c.....	18
1967	Johnny Oates, c.....	16
	Dick Shroy, of.....	16
1968	Jim Dean, 1b.....	25
1969	Dean Hahn, p-of.....	27
	Bob Elwell, cf.....	27
1970	Wayne Javins, ss.....	15
1971	John Van Arnhem, c.....	34
1972	Gene Fornash, ss.....	14
1973	Gene Fornash, ss.....	14
1974	David Halstead, of.....	27
1975	Gene Fornash, 2b.....	29
1976	Paul Adams, dh.....	55
1977	Wayne Shelton, c.....	42
1978	Dennis Duff, lf.....	44
1979	Harold Williams, 1b.....	31
1980	Franklin Stubbs, 1b.....	49
1981	Franklin Stubbs, 1b.....	83
1982	Jim Stewart, 3b.....	68
1983	Budgie Clark, 2b.....	59
1984	George Canale, 1b.....	77
1985	Billy Plante, 3b.....	*88
1986	Trey McCoy, 3b.....	79
1987	Trey McCoy, lf.....	66
1988	Trey McCoy, lf.....	69
1989	Mike Conte, cf.....	60
1990	Les Jennette, 1b.....	55
1991	J.R. Hawkins, dh.....	36
1992	Les Jennette, 1b.....	73
1993	J.R. Hawkins, rf.....	46
1994	Bo Durkac, 3b.....	63
1995	Kevin Barker, cf.....	44
1996	Kevin Barker, cf.....	62
1997	Barry Gauch, c.....	70
1998	Matt Griswold, rf.....	65
1999	Barry Gauch, c.....	61
2000	Addison Bowman, lf-3b.....	49
2001	Addison Bowman, 3b.....	48
2002	Brad Bauder, cf.....	60
2003	Wyatt Toregas, c.....	60
2004	Sean O'Brien, 1b.....	45
2005	Bryan Thomas, 3b.....	31
2006	Bryan Thomas, 3b.....	48
2007	Bryan Thomas, 3b.....	47
2008	Sean O'Brien, 1b.....	40
2009	Anthony Sosnoskie, c.....	51
2010	Ronnie Shaban, 1b-3b.....	67
2011	Andrew Rash, of.....	53
2012	Tyler Horan, of.....	41
2013	Andrew Rash, of.....	62
2014	Brendon Hayden, dh.....	43
2015	Erik Payne, of.....	53
2016	Phil Sciretta, 1b.....	37
	Sam Fragale, 3b.....	37
2017	Sam Fragale, 1b.....	63
2018	Sam Fragale, 1b.....	42



Franklin Stubbs stole 34 bases and slugged 29 homers in 1981.



In 2007, Bryan Thomas joined Trey McCoy as the only Hokies to lead the team in RBI for three straight seasons.

VIRGINIA TECH BASEBALL RECORD BOOK

STOLEN BASES

Year	Name, Pos.	SBs
1954	Howie Wright, c	20
1955	Howie Wright, c	15
1956	Jimmy Steele, 2b	5
1957	Jimmy Steele, 2b	8
1958	Jimmy Steele, 3b	8
	Dave Kuhn, p	8
1959	Jimmy Steele, 2b	10
1960	Lee Reynolds, inf	6
1961	Eddie Hite, 2b	12
1962	Eddie Hite, 2b	8
1963	Dave Blake, rf	10
1964	Bob Dickerson, 3b	6
1965	Bob Dickerson, 3b	6
1966	Bob Kramer, 2b	5
1967	Dean Hahn, p-of	4
	Jerry Vinson, ss	4
	Bobby Settle, inf	4
1968	Eddy Oates, 1b-p	6
1969	Bobby Settle, 2b	9
1970	Johnny Foster, p-1b	4
1971	Vince Carbaugh, 2b	6
1972	Mike Dixon, of	9
1973	Tony Varboncoeur, 3b	5
1974	Tom Acree, lf	7
1975	Tony Varboncoeur, 3b	13
1976	Rick Wade, 3b	28
1977	Rick Wade, 3b	21
	Dan Griel, 2b	21
1978	Scott Atkins, ss	14
1979	Brian Rupe, cf	22
1980	Jay Phillips, 3b	24
	Jim Stewart, rf	24
1981	Franklin Stubbs, 1b	34
1982	Brian Rupe, cf	30
1983	Tim Buheller, of	33
1984	Tim Buheller, cf	35
1985	Tim Buheller, cf	*40
1986	Tim Buheller, cf	32
1987	Brian Henderson, ss	9
1988	Randy Berlin, dh	16
1989	Mike Conte, cf	20
1990	David Dallas, 2b-ss	29
1991	David Dallas, ss	27
1992	David Dallas, 2b	23
1993	Popeye Smith, cf	9
1994	Popeye Smith, cf	14
1995	Mike Terhune, 2b	10
1996	David Fitt, 1b	17
1997	Randy Martin, 2b	18
1998	Randy Martin, 2b	16
1999	Randy Martin, 2b	31
2000	Gray Hodges, cf	13
2001	Spencer Harris, ss	10
2002	John West, 3b	12
	Marc Tugwell, 2b	12
	Chris Stanton, lf	12
2003	Chris Stanton, 3b	23
2004	Chris Stanton, 3b	34
2005	Nate Parks, cf	18
2006	Nate Parks, cf	30
2007	Nate Parks, cf	39
2008	Austin Wates, 2b	15
2009	Austin Wates, 1b-of	16
2010	Austin Wates, 1b-of	18
2011	Tony Balisteri, of	13
2012	Mark Zagunis, c	17
2013	Mark Zagunis, c	19
2014	Saige Jenco, of	20
2015	Saige Jenco, of	10
2016	Saige Jenco, of	12
2017	Jack Owens, 2b	9
2018	Jack Owens, 2b	11

PITCHING VICTORIES

Year	Name (L-R)	Wins
1954	Jim Beard (R)	7
1955	Grover Jones (L)	4
1956	Three tied with	2
1957	Dave Kuhn (R)	4
1958	Four tied with	2
1959	John Brannon (R)	5
1960	Jimmy Graves (R)	6
1961	Lee Melear (L)	5
1962	Lee Melear (L)	5
1963	Lee Melear (L)	5
	Sam Jenkins (L)	5
1964	John Whitesell (R)	6
1965	Rick Alander (R)	5
1966	John Whitesell (R)	5
1967	Dean Hahn (R)	6
1968	Wayne Groseclose (R)	6
1969	Eddy Oates (R)	7
1970	Berky Cundiff (R)	6
1971	Berky Cundiff (R)	4
1972	Berky Cundiff (R)	5
1973	Jerry Watkins (R)	5
1974	Mike Arrington (R)	4
1975	Mike Arrington (R)	8
1976	Jimmy Puglisi (R)	7
1977	Duke Dickerson (R)	10
1978	Mike Rhodes (L)	6
1979	Dave Grier (R)	9
1980	Mike Rhodes (L)	8
1981	Paul Levy (L)	11
1982	Ray Perkins (R)	11
1983	Rick Knapp (R)	10
1984	Three tied with	8
1985	Bean Stringfellow (L)	10
1986	David Potts (R)	9
1987	Brad DuVall (R)	9
1988	Brad DuVall (R)	11
1989	Mike Williams (R)	11
1990	Mike Williams (R)	11
1991	Scott Robertson (R)	6
1992	Brad Clontz (R)	*12
1993	Jamie Patteson (R)	8
1994	Brian Fitzgerald (L)	9
1995	Brian Fitzgerald (L)	7
1996	Three tied with	7
1997	Denny Wagner (R)	10
1998	Jon Hand (R)	8
1999	Jason Bush (R)	11
2000	Jason Bush (R)	9
	Joe Saunders (L)	9
2001	Joe Saunders (L)	9
2002	Joe Saunders (L)	9
2003	Ryan Kennedy (L)	6
2004	Josh Biber (R)	5
	Ryan Kennedy (L)	5
2005	Ryan Kennedy (L)	5
	Jake Chaney (R)	5
2006	Adam Redd (R)	5
2007	Rhett Ballard (R)	6
2008	Josh Wymer (R)	5
2009	Rhett Ballard (R)	7
	Justin Wright (L)	7
2010	Justin Wright (L)	8
2011	Joe Parsons (R)	7
2012	Tanner McIntyre (R)	7
2013	Devin Burke (R)	11
2014	Kit Scheetz (L)	5
2015	Sean Keselica (L)	5
	Aaron McGarity (R)	5
2016	Kit Scheetz (L)	5
2017	Nick Anderson (R)	5
	Connor Coward (R)	5
2018	Graham Seit (R)	4

INNINGS PITCHED

Year	Name (L-R)	Innings
1954	Jim Beard (R)	83.2
1955-56		Not available
1957	Dave Kuhn (R)	43.1
1958	John Brannon (R)	51.0
1959	John Brannon (R)	59.1
1960	Jimmy Graves (R)	77.1
1961	Lee Melear (L)	74.2
1962	Lee Melear (L)	63.1
1963	Lee Melear (L)	68.2
1964	John Whitesell (R)	64.1
1965	Rick Alander (R)	57.2
1966	John Whitesell (R)	57.0
1967	Dean Hahn (R)	52.2
1968	Steve Pittman (R)	57.1
1969	Steve Pittman (R)	68.0
1970	Berky Cundiff (R)	61.0
1971	Doug Horton (R)	50.0
1972	Berky Cundiff (R)	59.0
1973	Berky Cundiff (R)	64.1
1974	Mike Arrington (R)	67.1
1975	Mike Arrington (R)	98.1
1976	Jimmy Puglisi (R)	69.2
1977	Duke Dickerson (R)	101.0
1978	Duke Dickerson (R)	68.0
1979	Dave Grier (R)	94.0
1980	Mike Rhodes (L)	86.0
1981	Paul Levy (L)	98.0
1982	Ray Perkins (R)	109.2
1983	John Patton (R)	86.0
1984	Bean Stringfellow (L)	84.0
1985	Bean Stringfellow (L)	114.1
1986	David Potts (R)	102.2
1987	Brad DuVall (R)	88.2
1988	Brad DuVall (R)	99.0
1989	Mike Williams (R)	118.0
1990	Mike Williams (R)	122.0
1991	Brad Clontz (R)	85.1
1992	Brad Clontz (R)	*130.0
1993	Ron Preston (R)	90.0
1994	Brian Fitzgerald (L)	115.2
1995	Brian Fitzgerald (L)	117.1
1996	Brian Fitzgerald (L)	96.2
1997	Denny Wagner (R)	112.1
1998	Jon Hand (R)	105.2
1999	Pat Pinkman (L)	118.2
2000	Jason Bush (R)	109.0
2001	Joe Saunders (L)	116.1
2002	Jason Bush (R)	101.1
2003	Jeff Landing (R)	70.0
2004	Ryan Kennedy (L)	84.2
2005	Ryan Kennedy (L)	100.0
2006	David Cross (R)	79.1
2007	Greg Fryman (R)	81.2
2008	Rhett Ballard (R)	75.1
2009	Rhett Ballard (R)	80.0
2010	Justin Wright (L)	98.0
2011	Marc Zecchino (R)	85.0
2012	Joe Mantiply (L)	81.2
2013	Devin Burke (R)	104.1
2014	Brad Markey (R)	82.1
2015	Sean Keselica (L)	72.2
2016	Kit Scheetz (L)	84.0
2017	Connor Coward (R)	72.0
2018	Connor Coward (R)	78.0

STRIKEOUTS

Year	Name (L-R)	SOs
1954	Jim Beard (R)	68
1955-56		Not available
1957	Dave Kuhn (R)	31
1958	John Brannon (R)	47
1959	John Brannon (R)	63
1960	Jimmy Graves (R)	53
1961	Lee Melear (L)	65
1962	Lee Melear (L)	56
1963	Lee Melear (L)	58
1964	John Whitesell (R)	61
1965	Rick Alander (R)	47
1966	John Whitesell (R)	49
1967	Dean Hahn (R)	66
1968	Wayne Groseclose (R)	47
1969	Eddy Oates (R)	45
1970	Berky Cundiff (R)	58
1971	Berky Cundiff (R)	37
1972	Mike Arrington (R)	54
1973	Berky Cundiff (R)	43
1974	Mike Arrington (R)	55
1975	Mike Arrington (R)	93
1976	Jimmy Puglisi (R)	49
1977	Jimmy Puglisi (R)	72
1978	Jimmy Puglisi (R)	43
1979	Dave Grier (R)	62
1980	Mike Rhodes (L)	77
1981	Paul Levy (L)	71
1982	John Patton (R)	82
1983	John Patton (R)	63
1984	Bean Stringfellow (L)	80
1985	Bean Stringfellow (L)	*119
1986	David Potts (R)	92
1987	Brad DuVall (R)	90
1988	Brad DuVall (R)	94
	Greg Ferguson (L)	94
1989	Mike Williams (R)	99
1990	Mike Williams (R)	97
1991	Brad Clontz (R)	84
1992	Brad Clontz (R)	115
1993	Ron Preston (R)	57
1994	Ron Preston (R)	69
1995	Brian Fitzgerald (L)	84
1996	Brian Fitzgerald (L)	86
1997	Denny Wagner (R)	110
1998	Pat Pinkman (L)	82
1999	Larry Bowles (L)	106
2000	Jason Bush (R)	70
2001	Joe Saunders (L)	87
2002	Joe Saunders (L)	102
2003	Jeff Landing (R)	52
2004	Ryan Kennedy (L)	61
2005	Ryan Kennedy (L)	74
2006	Nicky Bowers (R)	53
2007	Rhett Ballard (R)	74
2008	Rhett Ballard (R)	74
2009	Rhett Ballard (R)	77
2010	Justin Wright (L)	100
2011	Marc Zecchino (R)	97
2012	Andrew Aizenstadt (R)	52
2013	Brad Markey (R)	75
2014	Brad Markey (R)	57
2015	Jon Woodcock (L)	69
2016	Packy Naughton (L)	74
2017	Andrew McDonald (R)	71
2018	Connor Coward (R)	76

Jason Bush finished his Tech career with a record 31 pitching victories.



VIRGINIA TECH BASEBALL RECORD BOOK

BEST CONTROL

SEASON (Minimum 45 Innings Pitched)

Player	Year	BB	IP	BB/9 IP
Ian Ostlund	2001	15	101.1	1.33
Ben Rowan	2010	10	54	1.67
Berky Cundiff	1972	11	59	1.68
Berky Cundiff	1973	12	64.1	1.68
Jon Hand	1996	17	90.1	1.69
Brian Fitzgerald	1993	11	57.2	1.72
Jason Bush	2000	21	109	1.73
Brian Fitzgerald	1995	23	117.1	1.76
Jon Hand	1998	21	105.2	1.79
Duke Dickerson	1976	11	54.2	1.81
Duke Dickerson	1978	14	68	1.85
Bryce Gammon	1994	10	48	1.88
Brad Markey	2013	21	100.1	1.88
Berky Cundiff	1970	13	61	1.92
Bob Fisher	1978	10	46.1	1.94
Jason Bush	2002	22	101.1	1.95
Sean Hummel	1996	18	82.2	1.96
Lee Melear	1963	15	68.2	1.97

CAREER (Minimum 150 Innings Pitched)

Player	Years	BB	IP	BB/9 IP
Brian Fitzgerald	1993-96	84	387.1	1.95
Brad Markey	2013-14	40	182.2	1.97
Berky Cundiff	1970-73	51	230.2	1.99
Jon Hand	1995-98	89	376.2	2.13
Jason Bush	1999-02	96	377.1	2.29
Steve Pittman	1967-69	42	155.2	2.43
Lee Melear	1961-63	60	206.2	2.61



In 2003, Matt Dalton became the first pure relief pitcher ever to earn first-team All-BIG EAST honors.

TOUGHEST TO STRIKEOUT

SEASON (Minimum 70 At Bats)

Player, Pos.	Year	SO	AB	SO to AB
1. Mike Preisser, 2b	1979	0	130	0-130
2. Wayne King, 1b	1983	3	169	1-56.3
3. John Van Arnhem, c	1971	2	95	1-47.5
4. Sandy Hill, cf	1975	2	88	1-44.0
5. Josh Herman, dh-c	1993	2	80	1-40.0
6. Eddy Oates, 2b	1970	3	84	1-28.0
7. Jay Phillips, 2b	1982	8	217	1-27.1
8. Mike Preisser, 3b-of	1978	4	98	1-24.5
9. M.H. Herndon, 3b-of	1965	3	73	1-24.3
10. Dave Blake, rf	1963	4	84	1-21.0

CAREER

	Year	SO	AB	SO to AB
4-Years: Mike Preisser, 2b	1977-80	25	497	1-19.9
3-Years: Wayne King, 1b-dh	1981-83	18	339	1-18.8
2-Years: John Van Arnhem, c	1971-72	8	172	1-21.5

EARNED RUN AVERAGE

(Starters and top relievers only)

Year	Name (L-R)	ERA
1954	John Dean (R)	2.35
1955-56	Not available
1957	Dave Kuhn (R)	1.45
1958	Sam Jackson (R)	3.90
1959	Bill May (R)	2.96
1960	Jimmy Graves (R)	1.51
1961	Lee Melear (L)	2.41
1962	Sam Jenkins (L)	*0.49
1963	Lee Melear (L)	1.97
1964	Skip Vance (R)	2.56
1965	Dickie Kelly (L)	2.72
1966	John Whitesell (R)	3.47
1967	Dean Hahn (R)	2.22
1968	Wayne Groseclose (R)	1.42
1969	Eddy Oates (R)	1.16
1970	Doug Horton (R)	1.21
1971	Jack Tatem (R)	1.30
1972	Berky Cundiff (R)	1.98
1973	Berky Cundiff (R)	1.82
1974	Mike Arrington (R)	2.00
1975	Jimmy Puglisi (R)	2.15
1976	Orvin Kiser (R)	0.73
1977	Dean Powell (L)	1.35
1978	Timmy Puglisi (R)	2.87
1979	Jimmy Chellis (R)	3.08
1980	Mike Rhodes (L)	2.51
1981	Jeff Heidig (L)	2.73
1982	Jim Stewart (R)	2.31
1983	Bean Stringfellow (L)	2.52
1984	Rodney Brooks (R)	2.84
1985	Bean Stringfellow (L)	3.31
1986	David Potts (R)	4.12
1987	Greg Ferguson (L)	2.21
1988	Wally Galla (R)	3.61
1989	Mike Williams (R)	3.28
1990	Scott Sorkin (R)	2.28
1991	Brad Clontz (R)	3.69
1992	Brad Clontz (R)	3.32
1993	Mark Thompson (R)	1.37
1994	Charlie Gillian (R)	1.53
1995	Charlie Gillian (R)	1.45
1996	Charlie Gillian (R)	1.98
1997	Rob Simms (R)	3.12
1998	Pat Pinkman (L)	3.97
1999	Pat Pinkman (L)	3.72
2000	Joe Saunders (L)	3.92
2001	Joe Saunders (L)	3.48
2002	Joe Saunders (L)	2.86
2003	Matt Dalton (R)	0.76
2004	Nicky Bowers (R)	2.61
2005	Ryan Kennedy (L)	4.05
2006	Adam Redd (R)	3.40
2007	Adam Redd (R)	4.41
2008	Rob Waskiewicz (R)	3.56
2009	Sean McDermott (L)	3.31
2010	Ben Rowen (R)	2.67
2011	Joe Parsons (R)	3.21
2012	Clark Labitan (R)	3.18
2013	Joe Mantiplay (L)	2.85
2014	Brad Markey (R)	3.61
2015	Sean Keselica (L)	3.47
2016	Kit Scheetz (L)	4.82
2017	Kit Scheetz (L)	3.86
2018	ian Seymour (L)	4.17

SAVES

Year	Name	Saves
1969	Eddy Oates	4
1970-73	Not available
1974	Tom Bailey	1
	Bruce Brushwood	1
	Dave Tinsley	1
1975	Not available
1976	Orvin Kiser	13
1977	Howard Berkey	3
	John Power	3
1978	Duke Dickerson	1
	Ray Kenney	1
	Paul Levy	1
1979	Jimmy Chellis	3
1980	Jimmy Chellis	7
1981	Wayne King	5
1982	Jim Stewart	4
1983	Bean Stringfellow	2
1984	Joe Salisbury	5
1985	Joe Salisbury	13
1986	Jon Hartness	3
1987	Jon Hartness	3
1988	Wally Galla	4
1989	Tim Fenn	5
1990	Brad Clontz	5
1991	Jamie Patteson	7
1992	Jonathan Frohm	3
1993	Sean Hummel	4
1994	Charlie Gillian	12
1995	Charlie Gillian	8
1996	Charlie Gillian	*14
1997	Blake Clancy	2
1998	Jason Beale	2
	Pat Pinkman	2
1999	Anthony Miller	4
2000	Anthony Miller	8
2001	Anthony Miller	4
	Chip Runyon	4
2002	Matt Dalton	9
2003	Matt Dalton	*14
2004	Ricky Bowers	7
2005	Randy Buffington	3
2006	Adam Redd	2
2007	Scott Stoehr	2
2008	Rhett Ballard	3
	Kyle Cichy	3
2009	Ben Rowen	4
2010	Ben Rowen	6
2011	Jake Joyce	3
	Ronnie Shaban	3
2012	Jake Joyce	3
	Clark Labitan	3
2013	Clark Labitan	11
2014	Luke Scherzer	5
2015	Luke Scherzer	5
2016	Six tied with	1
2017	Aaron McGarity	6
2018	Andrew McDonald	5


*Tech record

VIRGINIA TECH BASEBALL RECORD BOOK

Top Hitters/Coaching History

LEADING HITTERS (SINCE 1954)


Yr.	Cl.	Name	BAvg.
1971	Jr.	John Van Arnhem	.516
1993	So.	Bo Durkac	.423
1981	Jr.	Brian Rupe	.420
1992	Jr.	Mike Reedy	.418
1981	So.	Franklin Stubbs	.417
1958	Sr.	Dave Kuhn	.414
1963	Jr.	Tom Green	.410
1966	So.	Johnny Oates	.410
1997	So.	Matt Griswold	.408
1987	So.	Trey McCoy	.406
2009	Jr.	Steve Domecus	.406
1982	Sr.	Jim Stewart	.404
2003	Sr.	Marc Tugwell	.398
2009	So.	Austin Wates	.397
1984	Jr.	Billy Plante	.392
2003	So.	Chris Stanton	.392
1999	So.	Larry Bowles	.390
1992	Sr.	Les Jennette	.389
1959	Jr.	Dickie Snead	.386
2005	So.	Bryan Thomas	.384
2010	Jr.	Austin Wates	.382
1963	Sr.	Dave Blake	.381
1988	Jr.	Trey McCoy	.381
1988	Jr.	Randy Berlin	.381
1968	Sr.	Jim Dean	.378
1989	Sr.	Craig Blum	.378
2002	Sr.	John West	.378
1973	So.	Gene Fornash	.376
1983	So.	Shaun Sullivan	.375
1986	Jr.	George Canale	.373
1985	Sr.	Shaun Sullivan	.372
2004	Fr.	Sean O'Brien	.372
1999	Sr.	Barry Gauch	.374
1985	Sr.	Chuck Boyle	.372
1991	Jr.	David Dallas	.371
1981	Jr.	Jim Stewart	.369
1997	So.	Eric Shiflett	.369
1961	So.	Lee Melear	.368
1997	So.	Chad Foutz	.368
2000	Fr.	Jed English	.368
1969	Sr.	Dean Hahn	.367
1981	Sr.	Andy Aldrich	.367
1954	Jr.	Howie Wright	.366
1974	Jr.	David Halstead	.366
1986	Sr.	Doug Basse	.366
1956	So.	Cecil Maynor	.365
1984	Jr.	Shaun Sullivan	.365
1989	Jr.	Casey Waller	.365
1989	Jr.	Len Wentz	.365
1990	Sr.	Len Wentz	.365
1998	Jr.	Eric Shiflett	.365
2010	Sr.	Steve Domecus	.365
1955	Jr.	Macey White	.364
1976	Jr.	Sandy Hill	.364
1982	Jr.	Wayne King	.364
1981	Jr.	Joe Mitchell	.363
1985	Jr.	Tim Buheller	.362
1996	Jr.	Kevin Barker	.361
1998	Jr.	Matt Griswold	.361
1981	Jr.	Jimmy Foit	.360
1983	So.	Budgie Clark	.360
1992	Sr.	Steve Render	.360
1959	Sr.	John Brannon	.359
1984	Sr.	John Bowler	.359
1972	Fr.	Gene Fornash	.358
1980	So.	Jay Phillips	.358
1992	Sr.	David Dallas	.358
2009	Sr.	Klint Reed	.358
2017	So.	Jack Owens	.358
1968	Jr.	Dean Hahn	.357
1970	Jr.	Wayne Javins	.357
2001	Jr.	John West	.357
1959	Jr.	Travis Poole	.356
1959	Jr.	Jimmy Graves	.356
1975	Sr.	Gene Fornash	.356
1997	Sr.	Matt Reynolds	.356
1966	Sr.	M.H. Herndon	.355
1988	Jr.	Mike Conte	.352
1999	So.	Addison Bowman	.352
1983	Fr.	Tim Buheller	.351
1968	Jr.	Dean Hahn	.350
1984	Jr.	Budgie Clark	.350



Chuck Hartman



G.F. "Red" Laird



Bob Humphreys

COACHING RECORDS

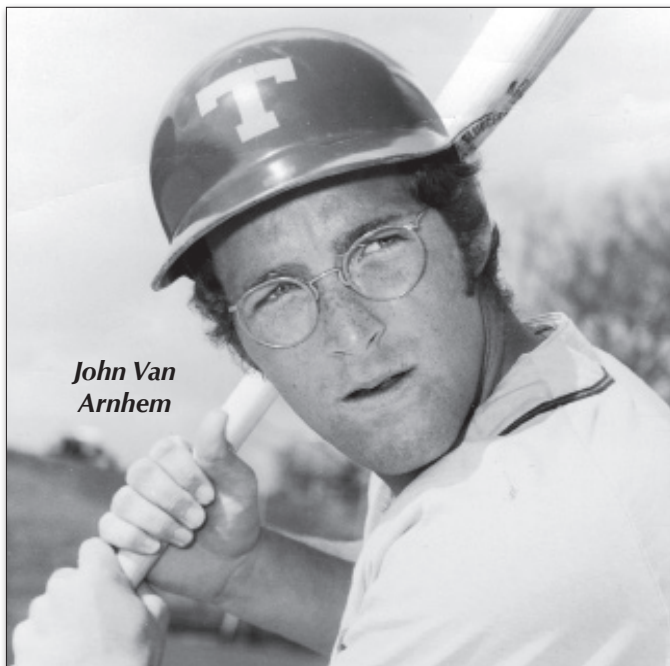
Years	Coach	Year-By-Year				
		Seasons	Won	Lost	Tied	Pct.
1892-93	--	2	2	1	-	.667
1895	J. McJames	1	3	2	0	.600
1896	R.S. Wilkins	1	3	8	0	.273
1897	Lipep	1	9	5	0	.643
1898	--	1	3	3	0	.500
1900-01	Dr. A.B. Morrison	2	11	8	0	.579
1902	--	1	4	2	0	.667
1903	Orth	1	8	4	0	.667
1904	R.R. Brown	1	6	5	0	.546
1905	Dr. Knox	1	6	5	0	.546
1906-07	S.S. (Happy) Eckerstone	2	10	11	0	.476
1908	C.P. Miles	1	3	4	1	.438
1909	R.M. Brown	1	11	6	0	.647
1910-11	Branch Bocock	2	23	14	1	.618
1912	L.W. Reiss	1	9	9	0	.500
1913	C.P. Miles	1	3	3	0	.500
1914	Branch Bocock	1	15	4	1	.775
1915	R.B. Prince	1	21	0	0	1.000
1916-17	W.G. Breintenstein	2	20	6	0	.769
1918-20	Charles A. Bernier	3	36	23	0	.610
1921-23	W.L. (Monk) Younger	3	31	27	3	.533
1924-32	George S. Kircher	9	79	55	6	.586
1933-39	H.M. (Mac) McEver	7	41	72	1	.364
1940-43	G.F. (Red) Laird	4	27	28	1	.491
1944	H.M. (Mac) McEver	1	9	4	0	.692
1945-47	G.S. (Gummy) Proctor	3	29	21	0	.580
1948-73	G.F. (Red) Laird	26	316	247	3	.561
1974-78	Bob Humphreys	5	135	60	0	.692
1979-06	Chuck Hartman	28	961	591	8	.619
2007-13	Pete Hughes	7	222	174	0	.561
2014-17	Patrick Mason	4	90	126	1	.417
2018-	John Szefer	1	21	33	0	.389
Overall		125	2167	1561	26	.581

By Wins (50 or more)

Coach	Seasons	Won	Lost	Tied	Pct.
Chuck Hartman	28	961	591	8	.619
G.F. (Red) Laird	30	343	275	4	.555
Pete Hughes	7	222	174	0	.561
Bob Humphreys	5	135	60	0	.692
Patrick Mason	4	90	126	1	.417
George S. Kircher	9	79	55	6	.586
H.M. (Mac) McEver	8	50	76	1	.398

By Winning Percentage (min. three seasons)

Coach	Seasons	Won	Lost	Tied	Pct.
Bob Humphreys	5	135	60	0	.692
Chuck Hartman	28	961	591	8	.619
Charles A. Bernier	3	36	23	0	.610
George S. Kircher	9	79	55	6	.586
G.S. (Gummy) Proctor	3	29	21	0	.580
Pete Hughes	7	222	174	0	.561
G.F. (Red) Laird	30	343	275	4	.555
W.L. (Monk) Younger	3	31	27	3	.533



John Van Arnhem